

Show You Care. Join the Watch!

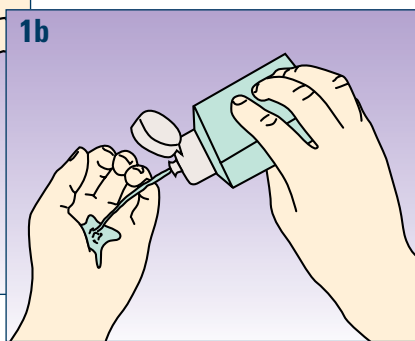
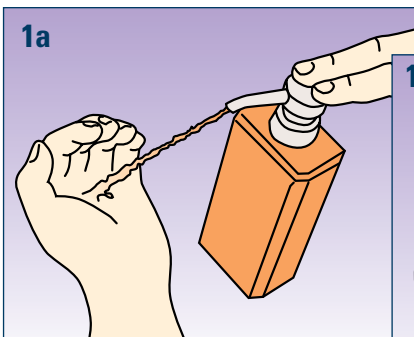
# CLEAN HANDS CARE



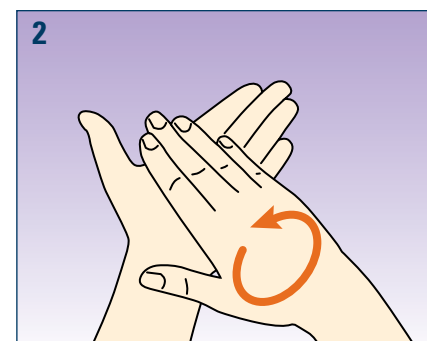
## How to Use Hand Sanitizer

Rub hands for hand hygiene. Wash hands when visibly soiled.<sup>†</sup>

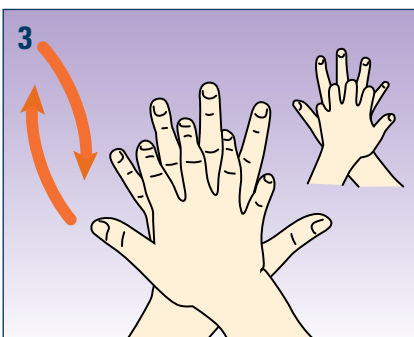
Duration of the entire procedure: 20-30 seconds.



**Apply a palmful of the product in a cupped hand and cover all surfaces**



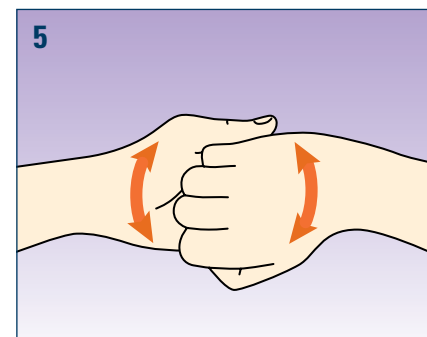
**Rub hands palm to palm**



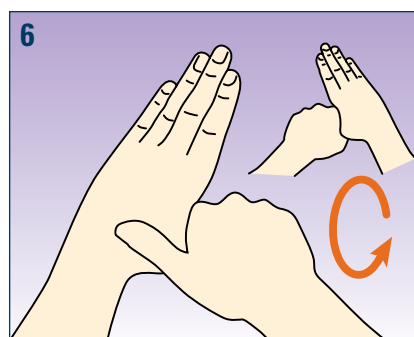
**Right palm over left dorsum with interlaced fingers and vice versa**



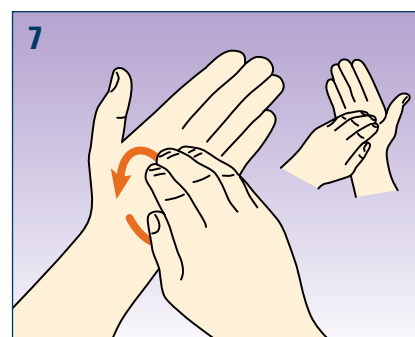
**Palm to palm with fingers interlaced**



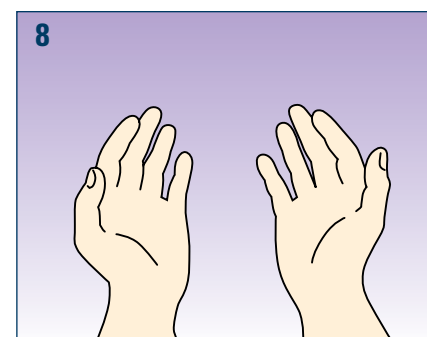
**Backs of fingers to opposing palms with fingers interlocked**



**Rotational rubbing of left thumb clasped in right palm and vice versa**



**Rotational rubbing, backwards and forwards with clasped fingers of right hand in left palm and vice versa**



**Once dry, your hands are safe**

<sup>†</sup> Or if any spore-forming bacteria is present (such as Clostridium difficile). Sources used in the preparation of this document: 1. Centers for Disease Control and Prevention

\* Registered Trademark or Trademark of Kimberly-Clark Worldwide, Inc. ©2013 KCWW. All rights reserved. H02985 H0023-13-01